



William Maul Measey Institute for Clinical Simulation and Patient Safety

Medical Education and Research Building
3500 North Broad Street, Suite 350
Philadelphia, PA 19140

Lewis Katz School of Medicine

Standardized Patient Program

What is a “Standardized Patient”?

A Standardized Patient (SP) is someone who has been trained to simulate, in a consistent, repeatable, and realistic manner, a patient in a medical situation. SPs are employed by Temple’s Lewis Katz School of Medicine (LKSOM) to participate in teaching and assessment sessions. Typically, SPs learn details of a case and how to portray the person in the case. They are interviewed and examined by students as though they were that person. They provide the patient’s history, allow a physical examination, and simulate physical signs, such as pain or difficulty walking. SPs also deliver feedback to students on their interpersonal and communication skills. SPs may sometimes fill out a checklist (a list of examination items that they recall the student did or did not do) after an exam. SPs sometimes evaluate students on their interpersonal and communication skills.

While Standardized Patient is the job title at LKSOM, the terms Simulated Patient and Simulated Participant are also used to describe a person that simulates scenarios within healthcare settings and beyond.

What types of physical examination are involved?

The physical exam generally consists of common examinations that are performed in a doctor’s office. For example, students may listen to your heart and lungs with a stethoscope, press on your abdomen, look into your eyes, ears, or throat, take your blood pressure, assess your muscle strength, check your reflexes, check your pulses, etc. None of the examinations involve taking blood or other samples and needles are never used. **Breast examinations and genital or rectal examinations are not permitted.**

How do I know what to say and do when the student interviews and examines me?

You will be trained to portray a patient by learning a case scenario. The case scenario includes details about the patient’s chief complaint (why they came to see the doctor), their past medical history, and details about their life such as job, family, and activities. You will also learn the emotional state of the patient when seen by the doctor. By learning the patient’s history, you learn to simulate that person and speak to the doctor as they would. You will also be taught to move like that patient, and how to react to the physical examination.

What does training involve?

Training involves a combination of discussion of the needs of the project, reviewing written case materials, learning how to deliver feedback to the students, learning how to complete evaluations and role playing. You will have to memorize material and may need to learn to simulate the patient’s emotional state and physical situation. Depending on the project, training may take one or multiple sessions, each usually 3 hours in length.

That sounds like acting. Do I have to be an actor?

No. Some SPs are trained and experienced actors, but many are not. SPs have a variety of backgrounds and skills. The training provided should prepare you to consistently and realistically portray a patient, and when applicable, give students feedback and complete evaluations.

I am an actor. Can I add this work to my reel?

This work is confidential. Use of the material in any public or private performance is prohibited.

Do the students know we are not real patients?

Yes. Students are told they will be working with SPs, people trained to simulate a patient.

Do I need to know a lot about medicine?

No, you do not need to have any medical knowledge. Generally, SPs do not teach medical content. The SP role is to realistically portray a patient, allowing students to practice history taking, physical exam and communication skills. In your work as an SP you will be exposed to medical terminology. You will likely gain an understanding of some medical terms. Whether or not your medical knowledge comes from your work as an SP or from past experiences in a medical profession, it's important to note that the role of the SP remains the same.

What do I wear?

In some cases, if the students are only required to interview the patient, then you will wear appropriate street clothes. In many situations you will be undergoing physical examination, and for that you will be dressed in a hospital gown, with a bra, shorts, or boxers underneath. Sometimes certain pulses should be checked at locations underneath the clothing. If these types of exams are going to be performed this information will be provided prior to you accepting the work.

How often will I work, and when?

The SP role is classified as a part-time as-needed position, meaning there is not a regular set schedule or guaranteed number of hours per week, month or year. However, we make every effort to reach out to SPs with offers of work whenever possible. How often an SP works at Temple depends on a combination of the SP's availability, the timing of offers from our department, and the needs of our projects. Work is offered on a project-by-project basis.

What is a typical workday or work week?

There is no standard schedule or regular work. There are many differing projects consisting of a few hours a couple of times a week to working full days, 4 or 5 days a week. Most of the work is during the day, Mondays to Fridays with some classes and exams running into early evening. When a project requires multiple days of work preference goes to SPs who can do all or most of the days.

How much notice will I get?

We try to schedule at least one to two months in advance if possible. Sometimes projects come up at shorter notice and we will ask you if you can work. Sometimes we schedule with more advanced notice.

Am I obligated to accept the work offered?

You are never obligated to accept the work offered. You are encouraged to communicate with us so that we know you are still interested in receiving offers of SP work.

How much does the job pay?

The SP rate is \$25 per hour. Payment is biweekly and is usually made by direct deposit to your bank account.

Where will I be working?

Nearly all the work is in buildings on the Temple Health Sciences Campus on North Broad Street. There is the possibility of some occasional work at other locations, such as Temple’s Main Campus.

Will I be an employee of Temple?

Yes. SPs are hired as “Part-Time As-Needed” Employees. Taxes are deducted from pay and you will receive a W-2 earnings record for tax purposes.

I’ve been an SP for other organizations. Will I be able to work for Temple?

Yes, you can work for multiple schools as an SP, with the understanding that different schools have different needs and leadership and will direct SPs differently. We rely on the professionalism of our SPs. When you commit to a project at Temple, we trust that the commitment will be honored.

I’m interested. What do I do next?

Complete an application form through Temple’s HR, Careers website. The link and direction for how to access the SP application form is outlined at the end of this document.

Please note, if after following the directions below you do not find an SP application, this means that we are not currently actively recruiting. We recruit at various times throughout the year. If we are not currently recruiting, we encourage you to check back at a later time. You are also always welcome to reach out to us via email

Please contact:

Jacqueline Klevan, Director Standardized Patient Program at (215) 707-5642 or jacqueline.klevan@temple.edu

Faith Sullivan, Program Manager, Simulation Center at (215) 707-5592
Faith.sullivan@temple.edu

Thank you for your interest in our program

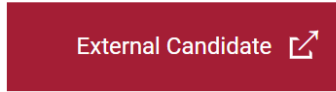
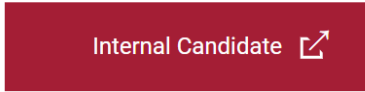
Apply through Temple’s website.

This is the link to the application form:

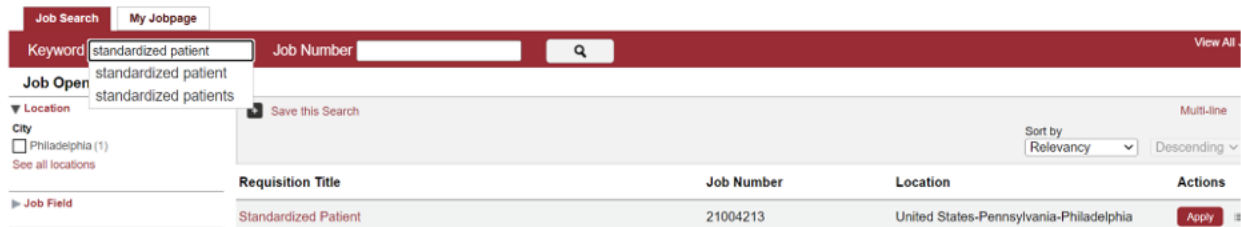
<https://careers.temple.edu/careers-temple/search-and-apply-jobs>

Scroll about halfway down the page then select either Internal Candidate or External Candidate.

- You are considered an internal candidate if you are currently a regular employee at Temple University and you are applying for a staff position.
- You are considered an external candidate if you are not currently employed at Temple, or if you are a current temporary employee, student, graduate assistant, or adjunct applying for a regular staff position.



A list of available positions will come up, and you can scroll through to find “Standardized Patient,” or enter “Standardized Patient” in the keyword box, then follow the directions.



Note: The application form will ask you for a “minimal expected salary.” Please select \$30,000 or less, but understand it has no real meaning for this work. If you are asked to enter manually “Minimum salary required” you should enter \$25.00, which is the current hourly rate. If you enter a value higher than \$25.00, or if you do not enter a value, your application may not be considered.